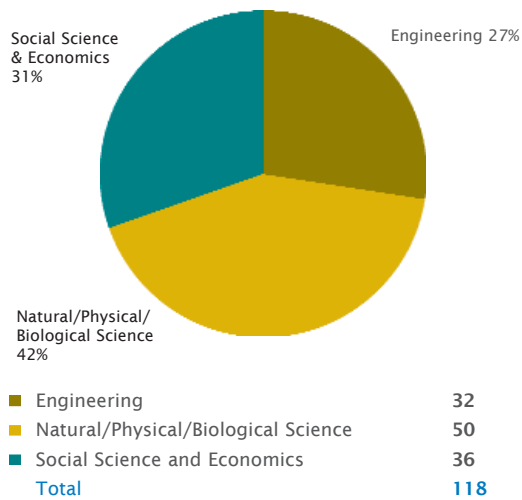


IWMI Staff

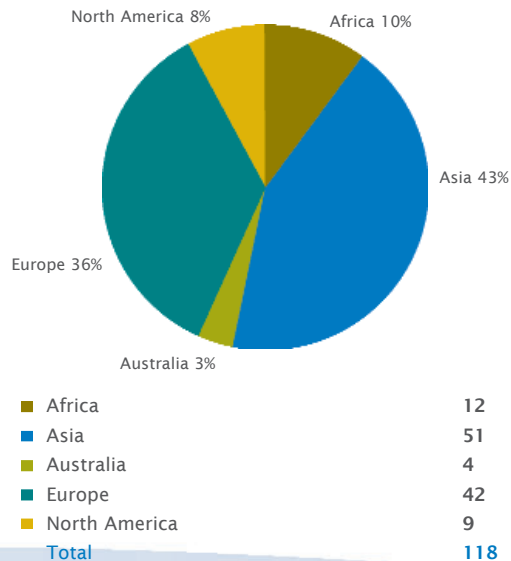
On 31 January 2006, the Institute had 118 researchers of whom 100 were internationally and regionally recruited. The latter includes one Associate Expert seconded by Switzerland (SDC) and 15 Post Doctoral Fellows. On 31 January 2006 IWMI total staff numbered 363. When categorized by broad disciplines, 42% of the researchers are from natural/physical/biological sciences, 31% from social science & economics and 27% from Engineering.

IWMI Researchers (by Discipline, 2006)



Engineering	32
Natural/Physical/Biological Science	50
Social Science and Economics	36
Total	118

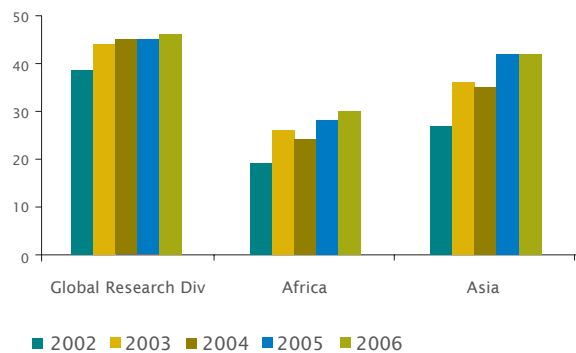
IWMI Researchers (by Nationality, 2006)



Africa	12
Asia	51
Australia	4
Europe	42
North America	9
Total	118

The nationality composition of the researchers is diverse - 3% Australia, 8% North America, 10% Africa, 36% Europe and 43% Asia.

IWMI Researchers (by Region, 2006)



Overview of All IWMI staff (Researchers, Research Support & Non-Research)

(by Nationality, 31 January 2006)

Country	Researchers	Research Support	Non-Research	Total
Australia	3	0	1	4
Belgium	1	0	0	1
Bangladesh	1	1	0	2
Barbados	0	0	1	1
China	2	0	0	2
Canada	0	0	1	1
Denmark	1	0	0	1
Ethiopia	2	1	1	4
France	17	0	0	17
Germany	2	0	1	3
Ghana	0	9	13	22
India	18	27	16	61
Iran	0	0	3	3
Italy	1	0	0	1
Japan	2	0	0	2
Kenya	2	1	1	4
Morocco	1	0	0	1
Malaysia	0	0	1	1
Nigeria	3	0	0	3
Netherlands	9	0	1	10
Nepal	1	1	1	3
Pakistan	5	5	7	17
Philippines	1	0	0	1
Russia	1	0	0	1
South Africa	0	1	5	6
Sri Lanka	16	23	105	144
Sudan	1	0	0	1
Sweden	2	0	0	2
Senegal	1	0	0	1
Switzerland	1	0	0	1
Tunisia	1	0	0	1
Thailand	2	1	1	4
United Kingdom	6	0	0	6
United States	10	0	1	11
Viet Nam	1	0	0	1
Zimbabwe	2	0	0	2
Uzbekistan	2	9	6	17
Total	118	79	166	363